



The technology platform for agricultural based lignocellulosic substrates – Case examples from R&D and full scale implementations.

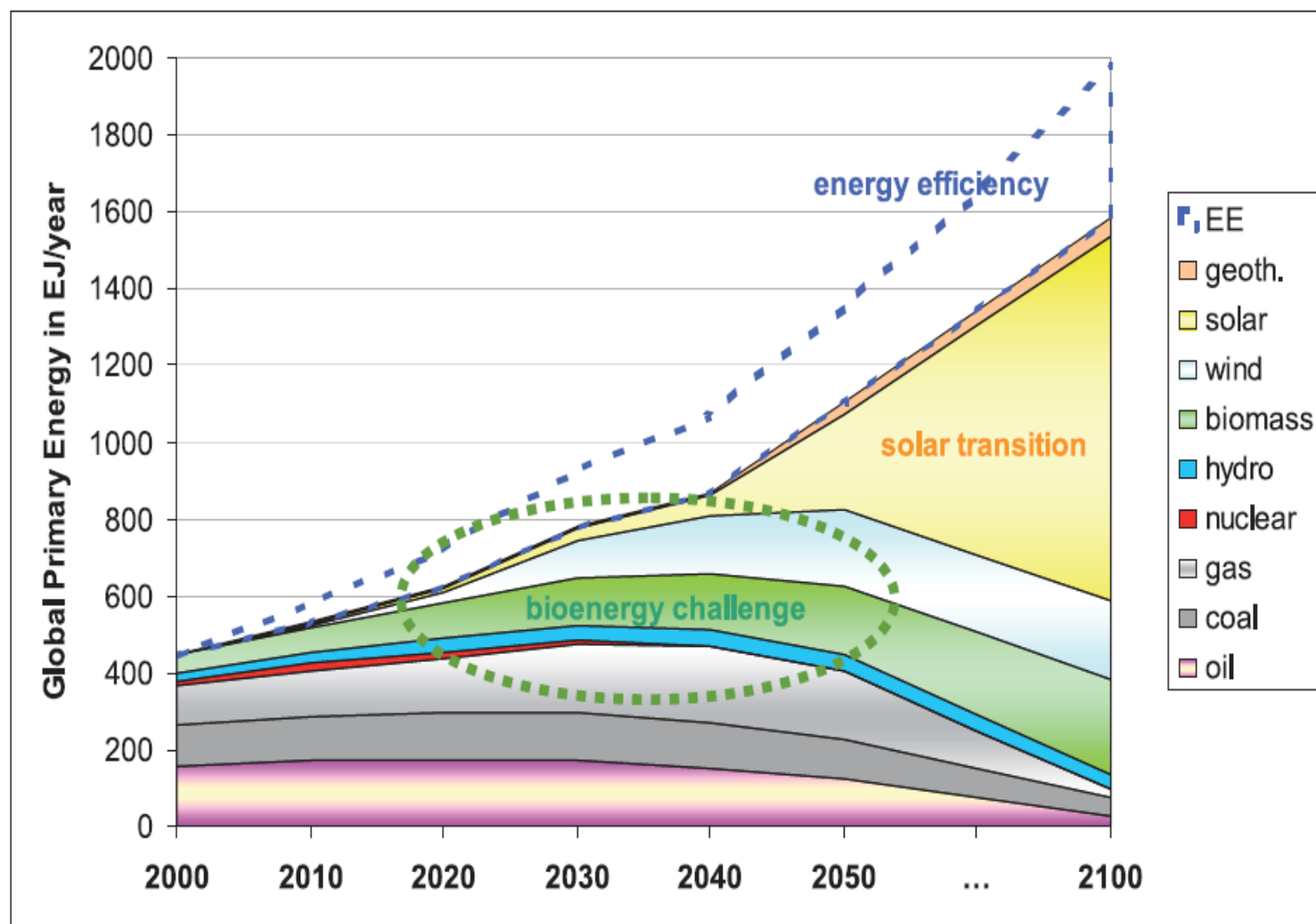
**The 3.rd IBBA workshop,
Malmoe, Sweden, September 10.th , 2015**

by

Jens Bo Holm-Nielsen, Ph.D. - et al.
Head of Center for Bioenergy og Green Engineering
Department of Energy Technology,
Aalborg University, Denmark
Niels Bohrs vej 8, 6700 Esbjerg
Cell; +45 2166 2511
E-mail: jhn@et.aau.dk

www.et.aau.dk; www.aau.dk ~ search JBHN;

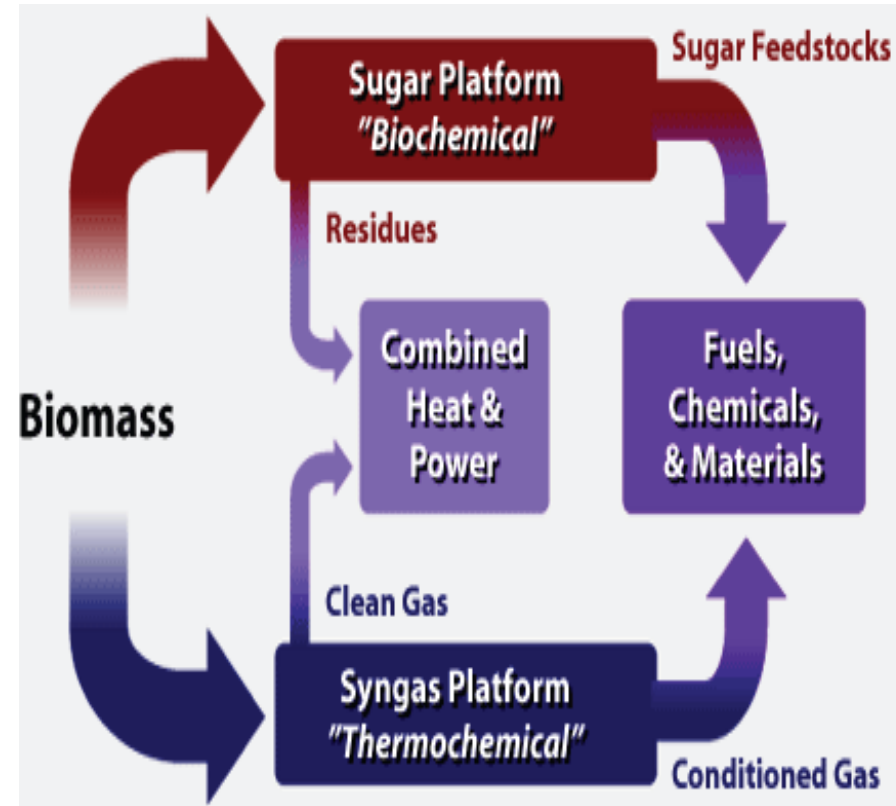
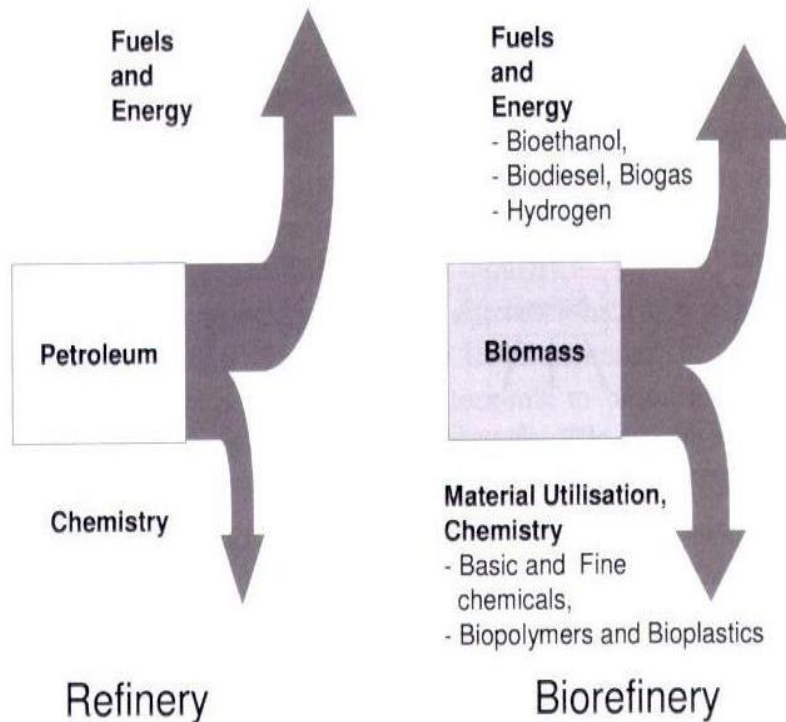
Sustainable Global Energy



Source: IEA (2007), IPCC (2007), UNPD (2004) and WBGU (2003)

→ Bioenergy will be here to stay, and grow!

Biorefineries



Comparison of the basic principles of the petroleum refinery and the biorefinery, Source: Kamm et al. 2006

Two-platform biorefinery concept
Source: NREL 2006, Biomass Programm, DOE/US]


Energy potential of pig and cattle manure in EU-27

Total manure	Biogas	Methane	Potential	Potential
[10 ⁶ tons]	[10 ⁶ m ³]	[10 ⁶ m ³]	[PJ]	[Mtoe]
1,578	31,568	20,519	827	18.5

Methane heat of combustion: 40.3 MJ/m³; 1 Mtoe = 44.8 PJ
 Assumed methane content in biogas: 65%

Biogas Production & Forecast:

Actual 2010 production of biogas in EU 27:	10 Mtoe
2012-2015 EU forecast	15 Mtoe
Manure potentials	18.5-20 Mtoe
Organic waste and byproducts	15-20 Mtoe
Crops and crop residuals	20-30 Mtoe
Total long term forecast Biogas	60 Mtoe
Biogas can cover 1/3 of EU's total RES 20% demands year 2020	



Maize silos, digester and gas storage of the Energy Crop Digestion Plant Reidling




- Manure
- Food waste
- Organic by-products
- Crops

AD Co-digestion -
heterogeneous
feedstock's



Biogas

- **Redistribution and treatment facilities**
- **Organic fertilizer plants**
 - Bioslurry, biofibres and other biomasses.
 - Redistribution and surplus treatment as organic fertilizer sale products
 - Electricity, heat and transportation fuels
 - Water environment, Climate combat and odour reduction
 - Further treatment of fibres
 - Digested fibre incineration /gasification
- **Increased utilisation of biogas**
 - Local and further distances from the biogas plants – gas
 - CHP utilisation and the transport sector
- * **Biogas are biorefinery platforms step 1.**
 - This is the future challenge 2012-2020
 - Need fast tracks, by all new projects

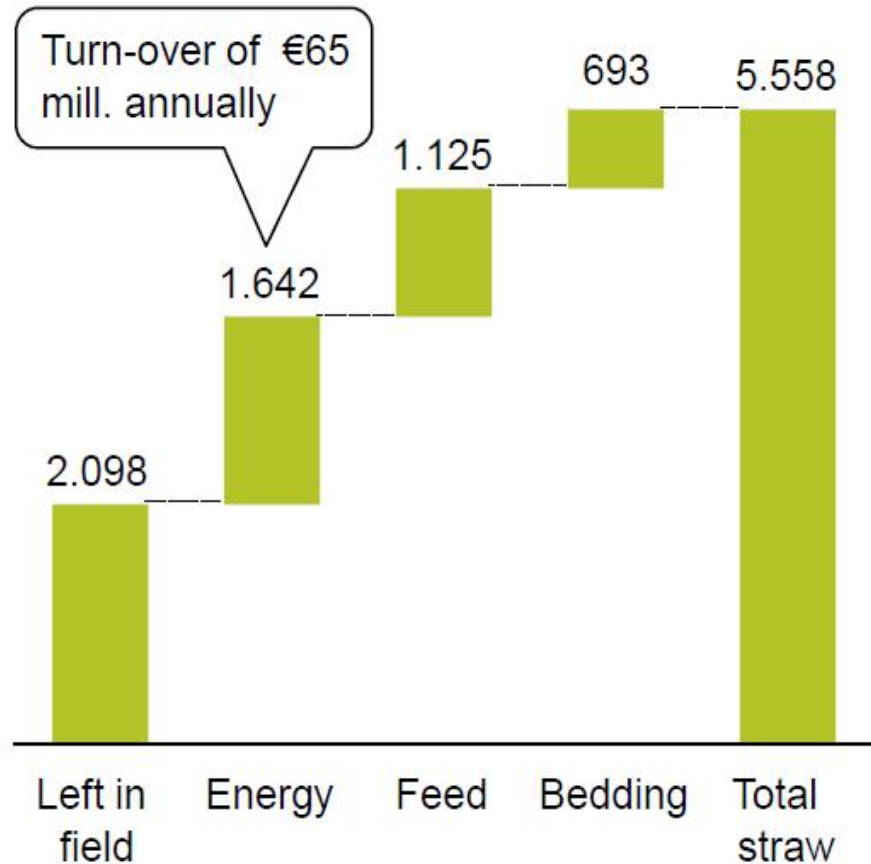


Use of Straw in Energy Production

- In Denmark a large share of the collected straw is used for energy
- Annual turn-over from straw for farmers is € 65 million



Use of straw million tons
average 2006-2010:





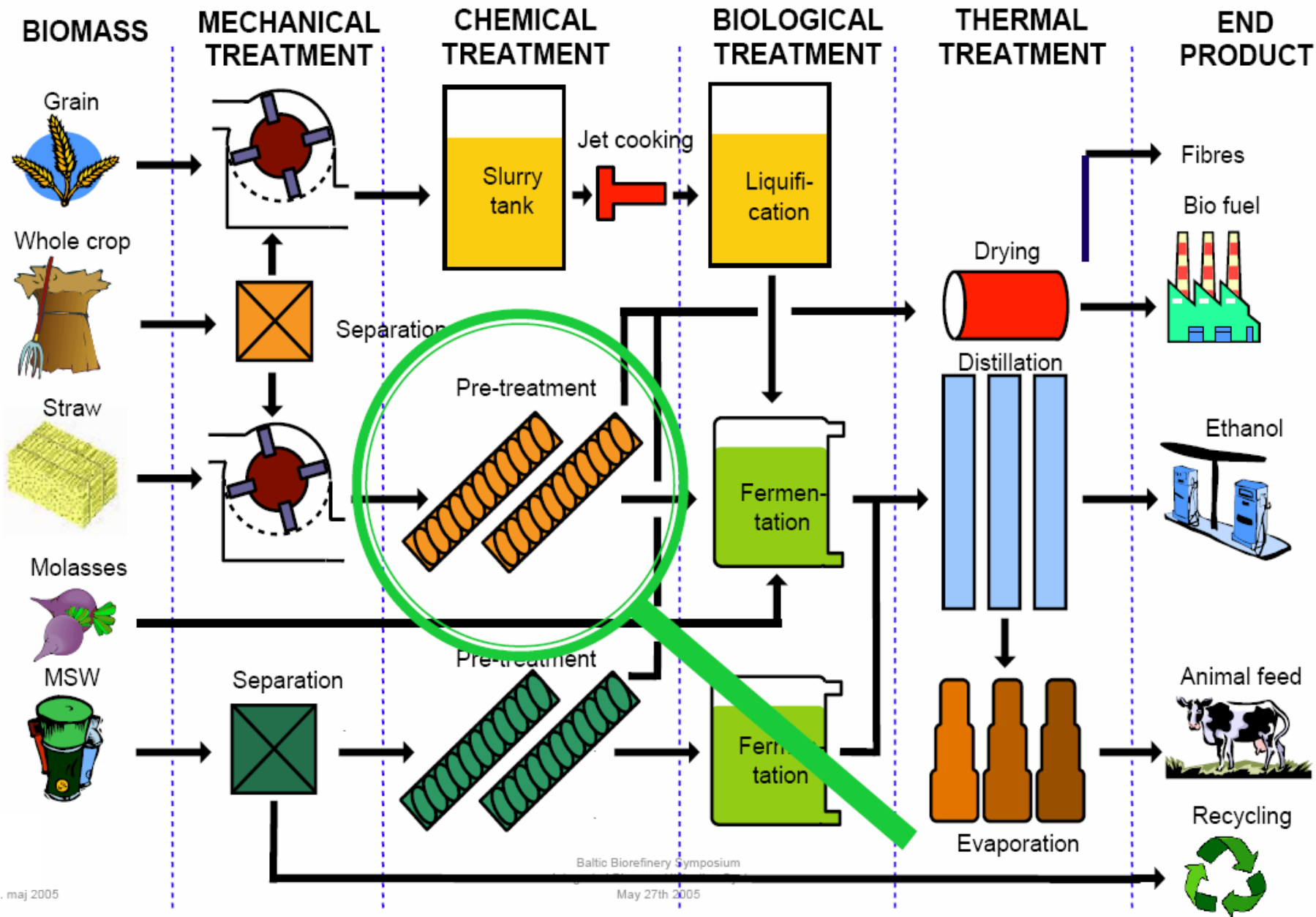




Figure 30 Product container directly after the flash, releasing a lot of steam




Figure 31 Left: straw series; Right: willow series



Figure 32 Left: willow without flash; Middle: willow at same conditions with one flash; Right: willow at same conditions with double flash



Koczała biogas plant (2009) – 2 x 1063 kW





POLDANOR'S BIOGAS PLANTS.

No.	BIOGAS PLANT	LOCATION (commune)	COMMISSIONED	POWER [kWe]
1.	Pawłówko	Przechlewo	2005	946
2.	Płaszczycza	Przechlewo	2008	625
3.	Kujanki	Człuchów	2008	330
4.	Koczała	PKoczała	2009	2 126
5.	Naclaw	Polanów	2010	625
6.	Świelino	Bobolice	2010	625
7.	Uniechówek	Debrzno	2011	1 064
8.	Giżyno	Kalisz Pomorski	2011	1 064

Total installed capacity: **7,405 MW el.** and **8,140 MW heat**











Large Scale Bioenergy Lab

Project focus 2012 -2015. New biomass, innovations technologies, meeting the challenges, peoples acceptance and green jobs in the cross border region.

Identification, Analysis, Mapping and Management of Sustainable Biomass Resources in the Region of Southern Denmark-Sleswig-K.E.R.N., Germany:

- Biomass from nature conservation
 - Protected nature: meadow, marshland
- Biomass from permanent grassland
- Agricultural residues
 - Manure / straw
- Biomass from other areas
 - Airports
 - Roadside grass
- Biomass from recreational areas
 - Parks
 - Football fields/ Golf courses etc.
- Others..
 - Algae, seaweed
 - Household waste
 - Industrial waste

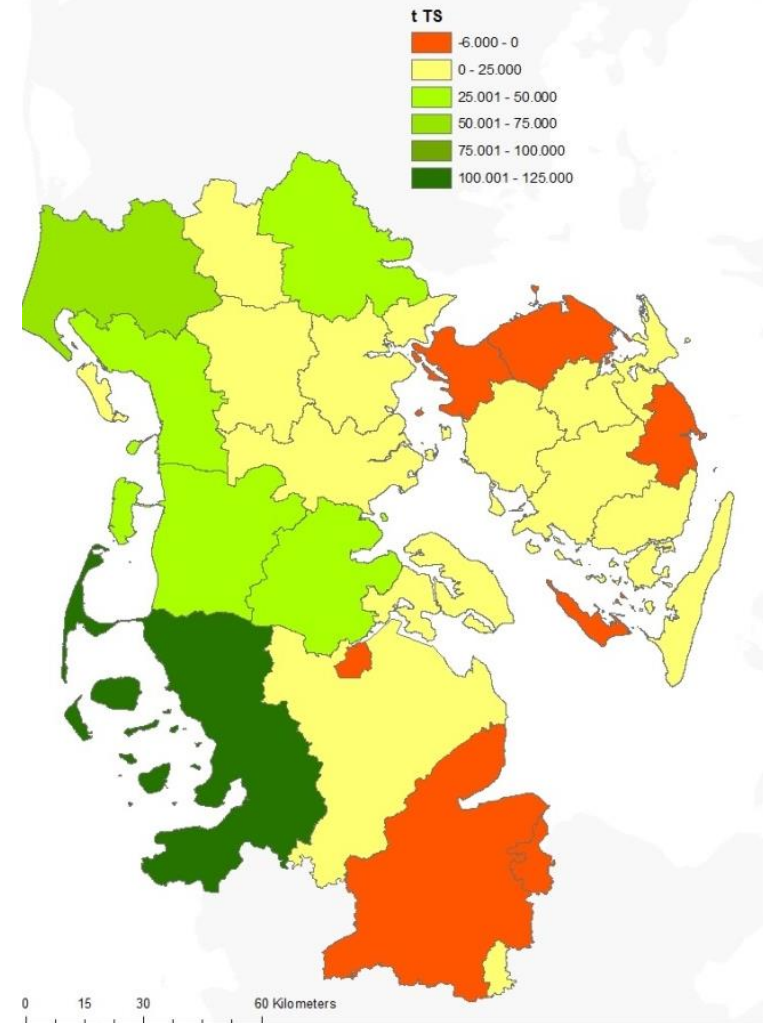




Potential from unutilised grass production from agricultural land

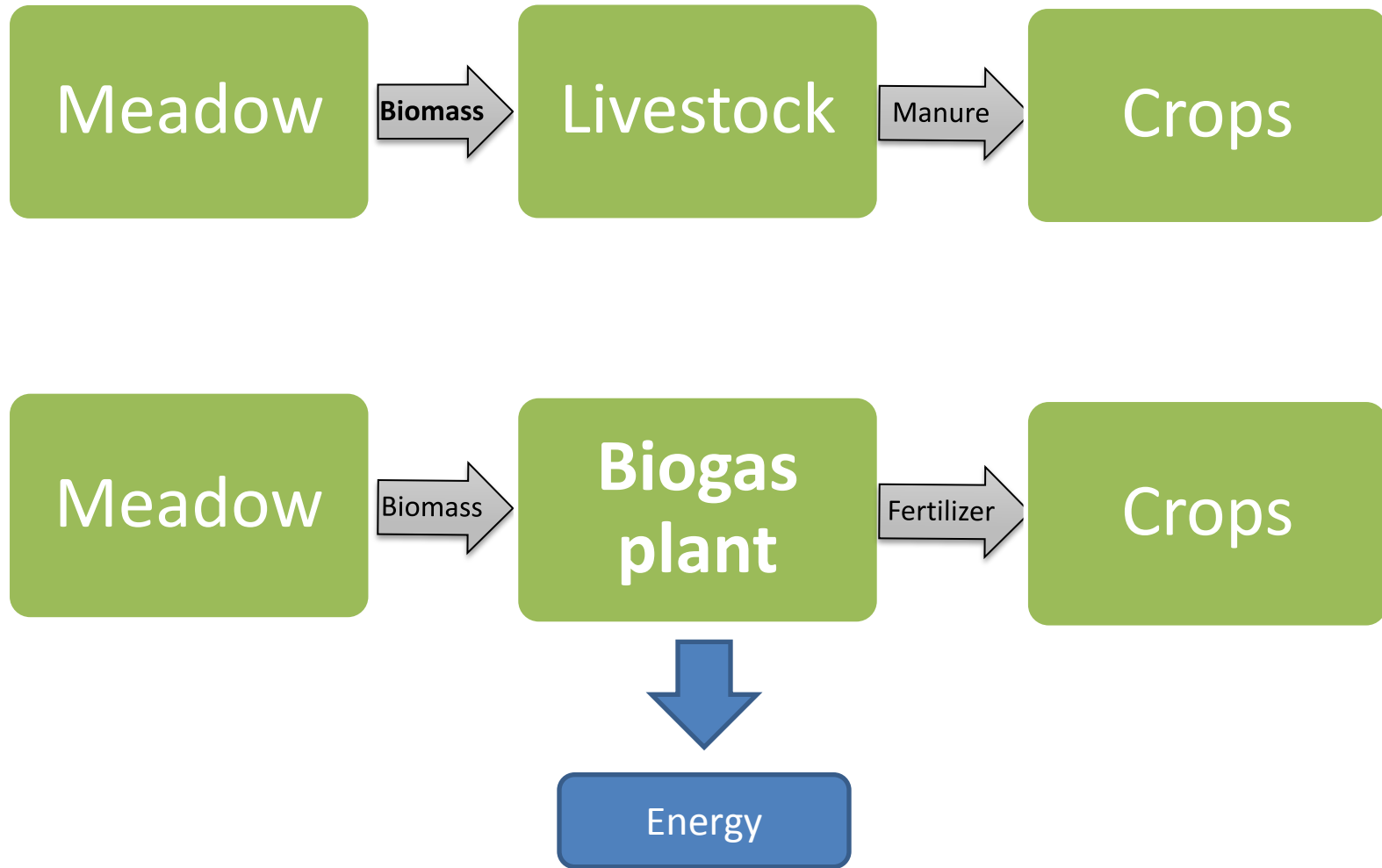
Uncertainties:

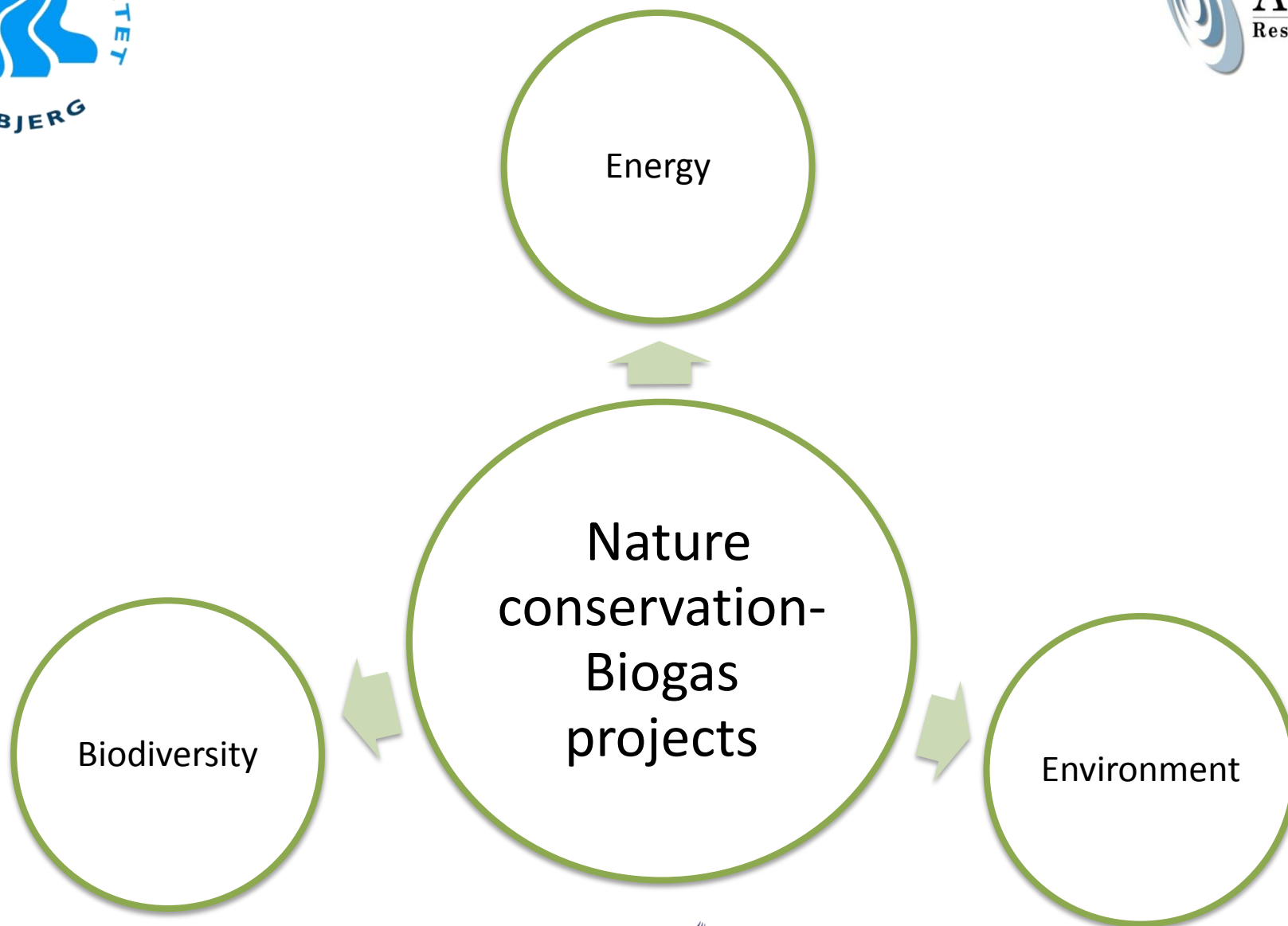
- Grass yields (DK ↑)
- Different systems for feeding!
- Differences in data level!



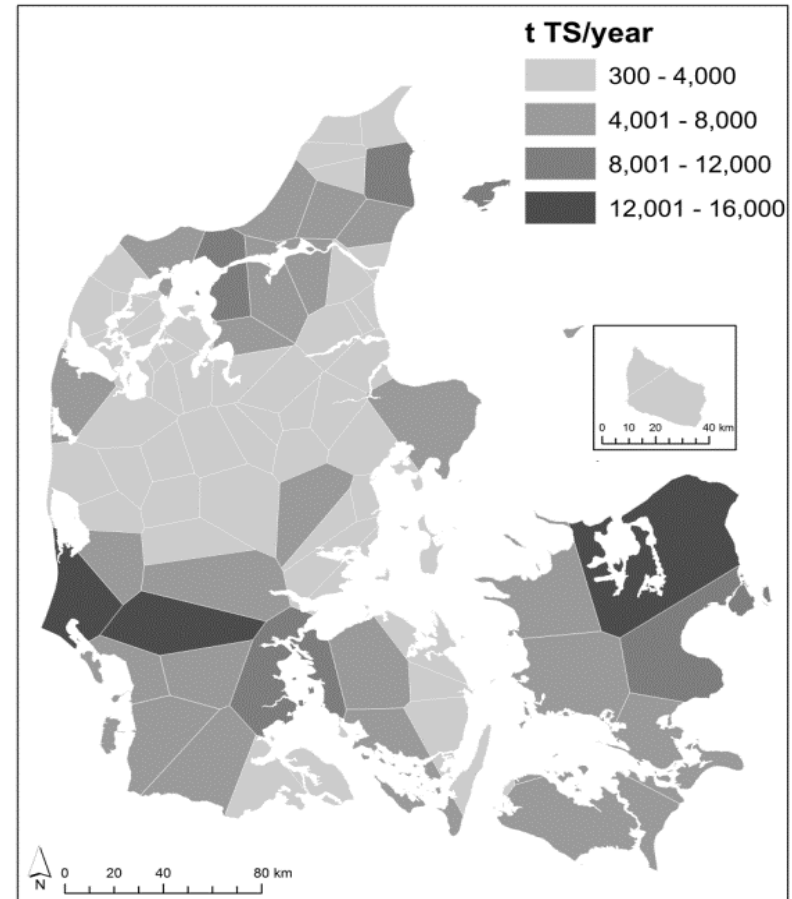
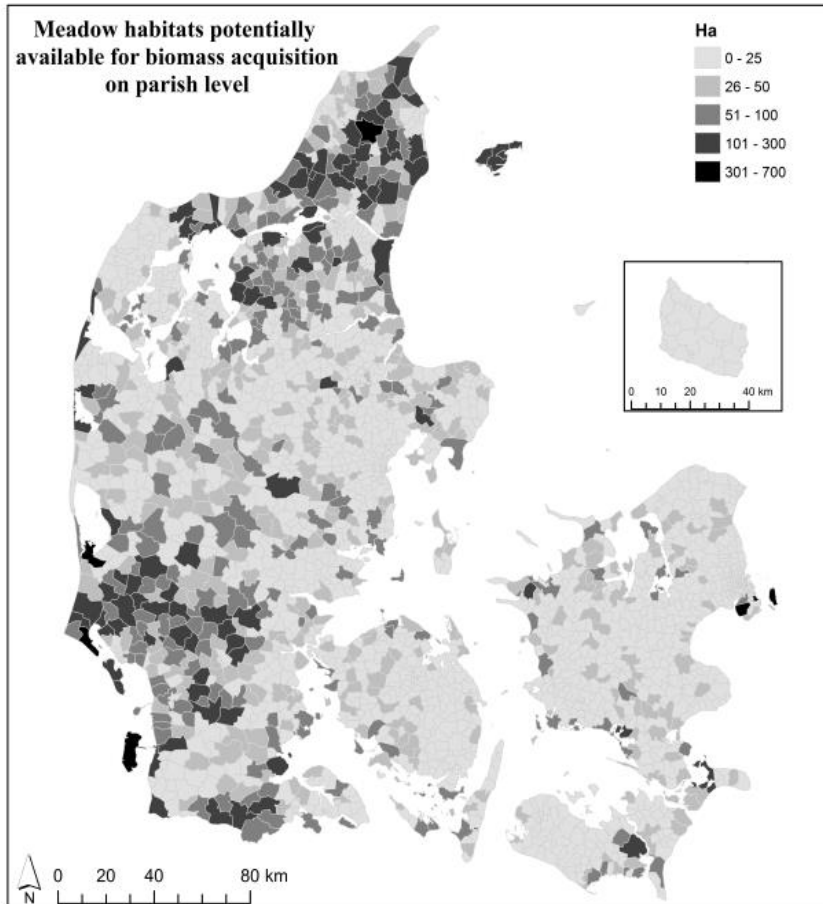
”Engen er agerens moder” (Meadow - the ”mother” of arable land)






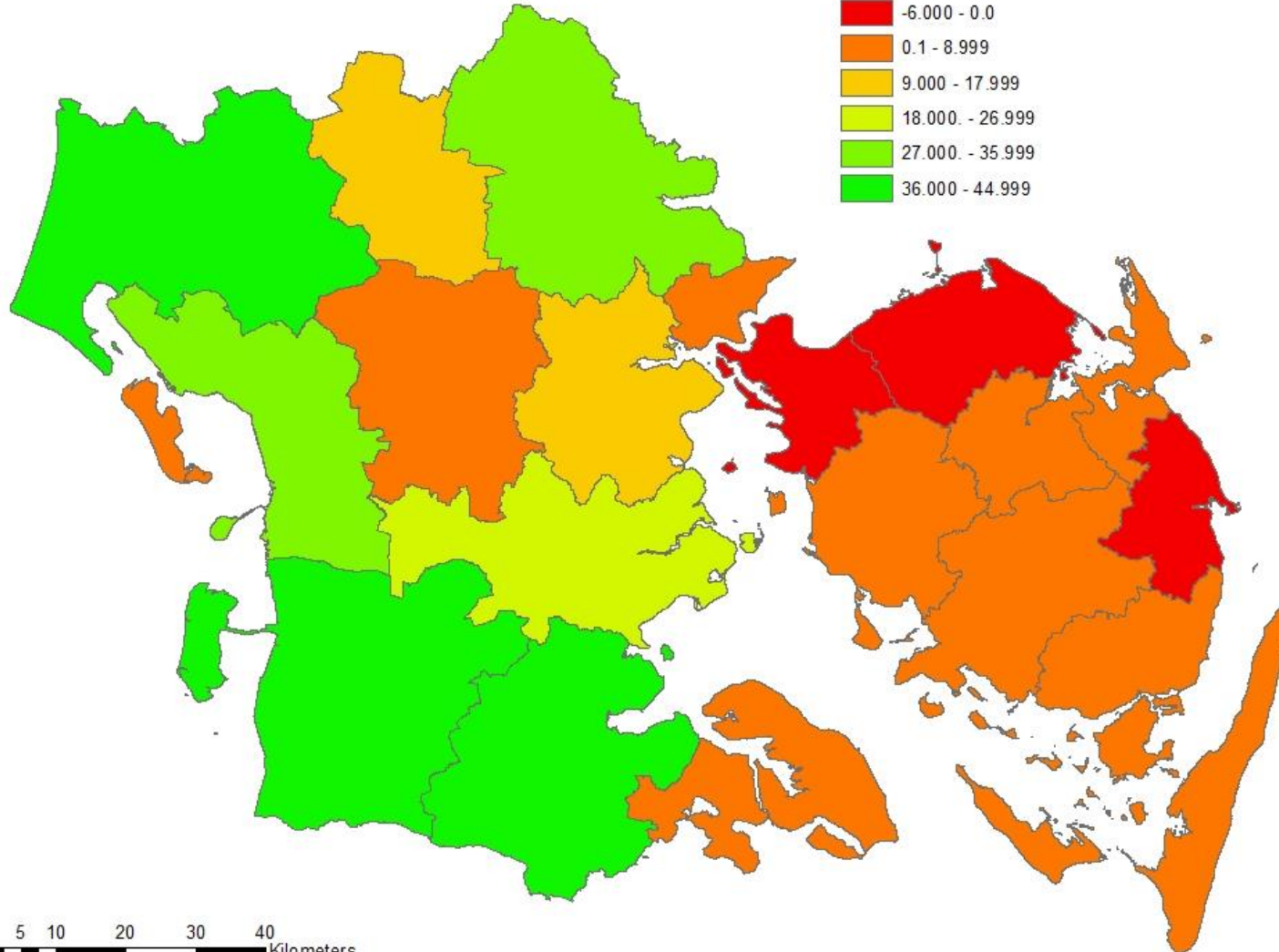


Naturpleje græs (Fersk eng og strandeng)

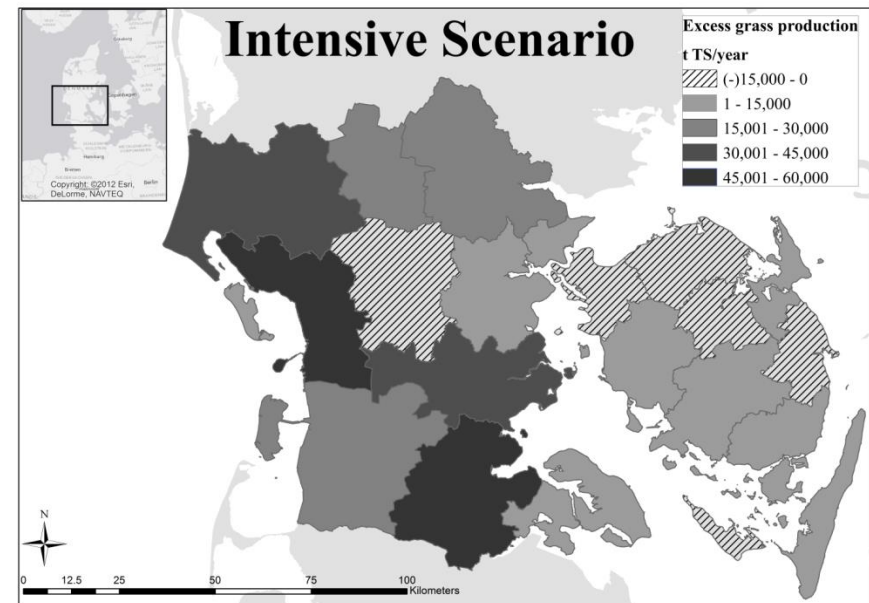
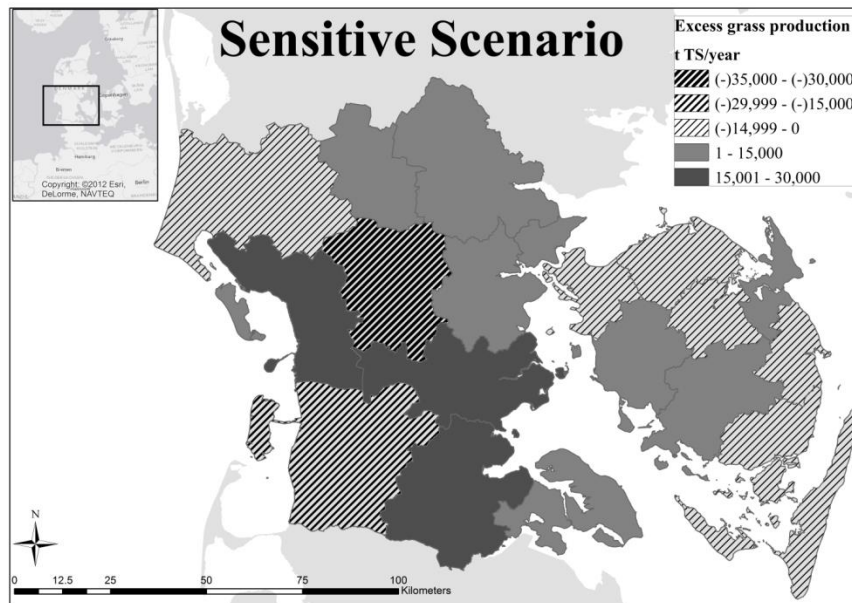
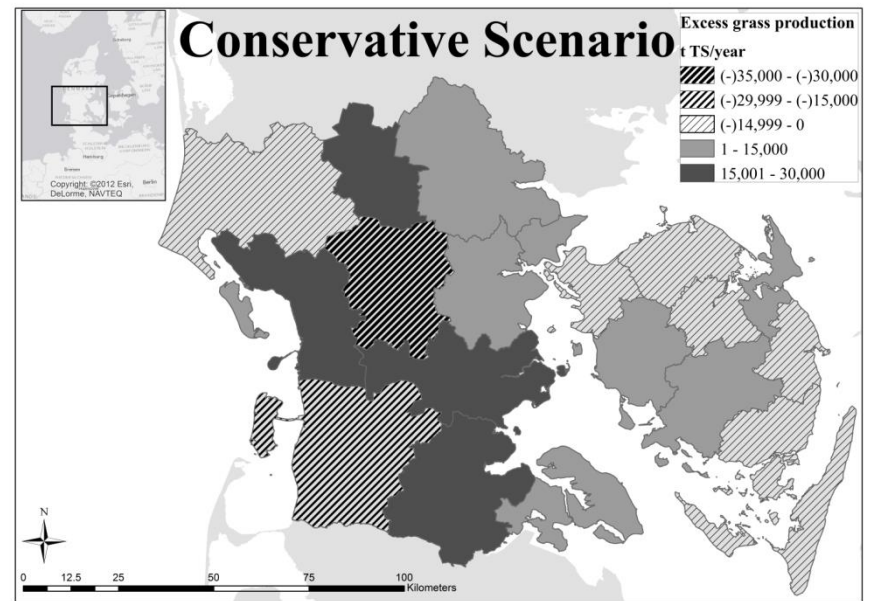




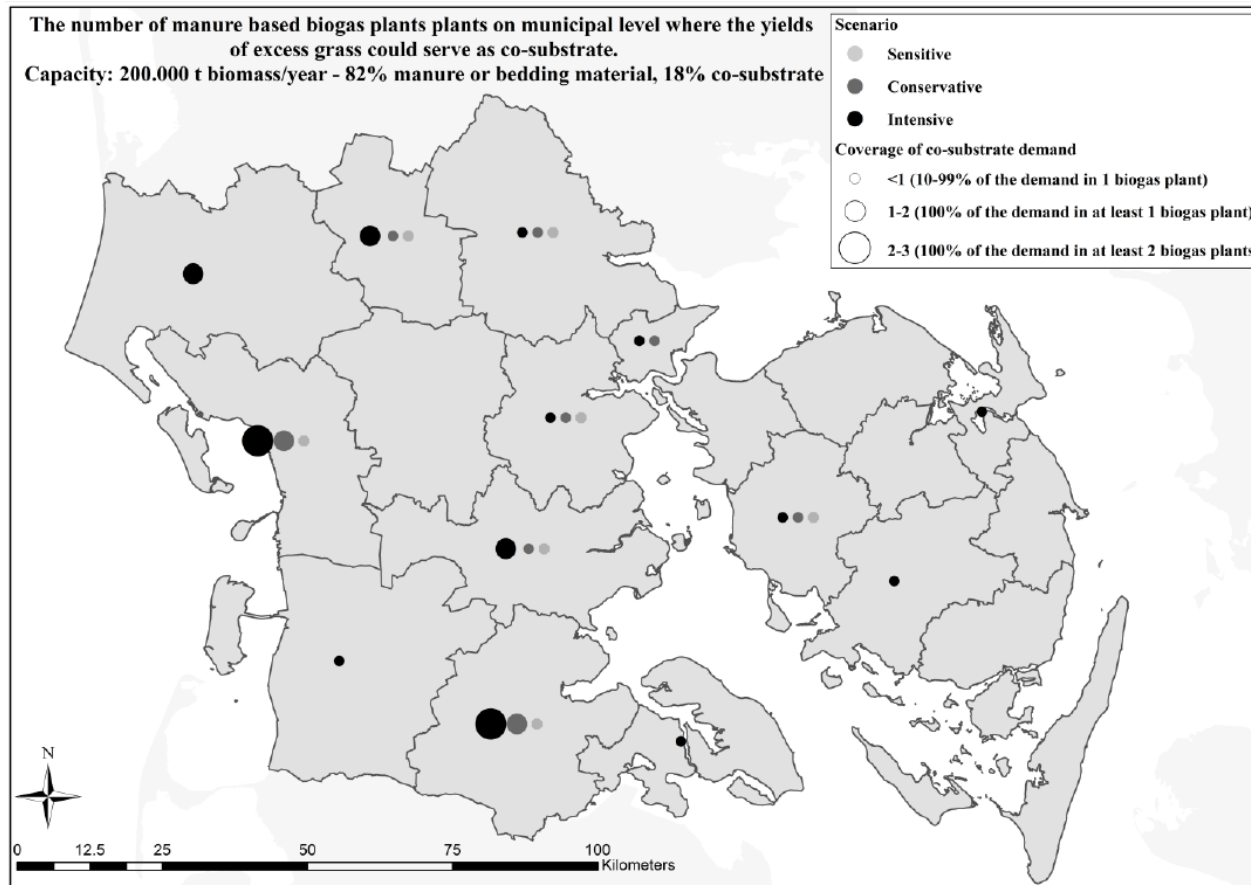
**Surplus grass from rotational and permanent grassland
t TS**



Overskudsproduktion af græs fra landbrugsarealer (Græs i omdrift og permanente græsarealer)



Overskudsproduktion af græs fra landbrugsarealer (Græs i omdrift og permanente græsarealer)













Source: T. Al Sadi, Department of Bioenergy, SDU, Denmark



AALBORG UNIVERSITY
DENMARK



Source: T. Al Seadi, Department of Bioenergy, SDU, Denmark





**ENVIRONMENTAL AND NATURE CONSERVATION
CONSIDERATIONS; PERMANENT GRASSLAND AND PASTURES –
AT SUCH AREAS THE NATURE HAS THE HIGHEST PRIORI**

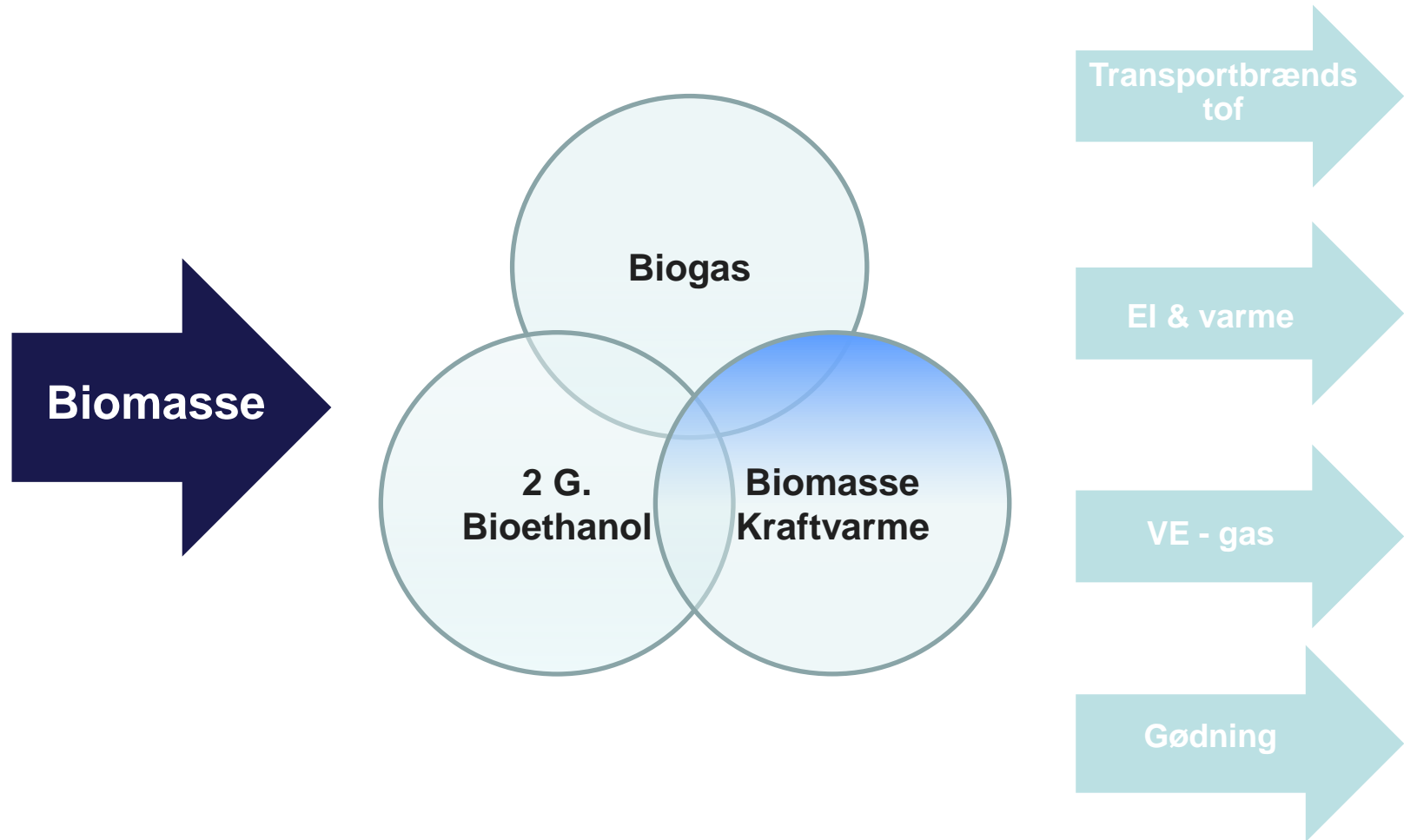


AALBORG UNIVERSITY
DENMARK

- TO SUPPORT THE MANAGEMENT OF SPECIES-RICH
- GRASSLAND. TO MAINTAIN A HIGH BIODIVERSITY

MEC konceptet

Udnyttelse af synergi i råvareomsætning og procesanlæg





Thank you for your attention!

Q & A 's

R, D & D cooperation partners in LSBEL;

- **University of Flensburg:** Center for Renewable Energy Systems (ZNES); *Sönke Bohm, Simon Laros and Olav Hohmeyer*
- **FHF, Germany;** Biogas R&D group - *Lars Jürgensen, Torsten Stefan, Miria Frances Agunyo & Jens Born*
- **AAU-Campus Esbjerg, Denmark:** Bioenergy Research Group; - *Ane Katharina Paarup Meyer, Chitra Sangaraju Raju & Jens Bo Holm-Nielsen*

Jens Bo Holm-Nielsen, Ph.D.,

Head of Center for Bioenergy and Green Engineering,

Head of Energy Section – Esbjerg Campus,

Institute of Energy Technology,

Aalborg University

Cell: +45 2166 2511

E-mail: jhn@et.aau.dk

www.et.aau.dk;

